




Pall Corporation

# Ultipleat<sup>®</sup> SRT Filters

Stress Resistant Technology



## The Ultimate in Filter Design

*Filtration. Separation. Solution.<sup>SM</sup>*

# Ultipleat® SRT Filters



Pall's Ultipleat SRT hydraulic and lube filter elements combine an innovative media pack design and stress-resistant media technology to provide the greatest overall performance and value.

- Superior contamination control over the service life of the filter element
- Enhanced performance under cyclic flow and pressure conditions
- High flow capability
- Optimum service life and envelope size

## The Ultimate in Filter Design

### Proprietary Wave-Shaped Pleat Geometry

- Maximizes filtration area
- Increases flow handling capability
- Reduces filter element size
- Creates uniform flow distribution through the filter element

### Coreless/Cageless Construction

- 60% lighter than comparable filter elements with cores
- Reduces disposal costs (filter elements are incinerable, shreddable or crushable)

### Stress-Resistant Filter Medium

- Improves fluid cleanliness consistency
- Improves performance in "real world" conditions

### Anti-Static Construction

- Minimizes static charge generation and electrostatic discharge
- Prevents damage to filter element, housing, or fluid due to static discharge

### In-To-Out Flow Path

- Reduces the chance of cross contamination during filter element change

## Auto-Pull Filter Element Removal Mechanism

Ultipleat SRT filter assemblies feature Pall's unique Auto-Pull filter element removal mechanism, allowing easy element removal from the filter housing.

When the cover or tube (depending on assembly design) is unscrewed from the housing, tabs on the filter element endcaps fit into hooks in the housing. Thus, as the cover or tube is unscrewed, the filter element is automatically pulled from the tube. This eliminates the need to reach into the tube to grab an endcap or handle and manually pull out the element.



### Anti-Static Construction

Electrostatic charge can be generated by the flow of hydrocarbon fluids through porous media contained in a filter element. With low fluid electrical conductivity, this static charge can accumulate on the filter element and later discharge, causing noise and potential damage to the filter element, filter housing, or fluid.

### Pall Ultipleat SRT filter elements

incorporate anti-static materials to reduce charge generation and virtually eliminate static discharges.

# Great Things Come in Small Packages...

## OEM Benefits:

- Smaller package size
- Increased machine reliability
- Reduced warranty costs
- Withstands system operating stresses

## User Benefits:

- Increased system reliability
- Reduced operating costs
- Reduced filtration costs
- Reduced filter element size
- Environmentally friendly disposal

**Medium Substrate Support Layer (not shown):** Provides support for the medium and aids in drainage flow.

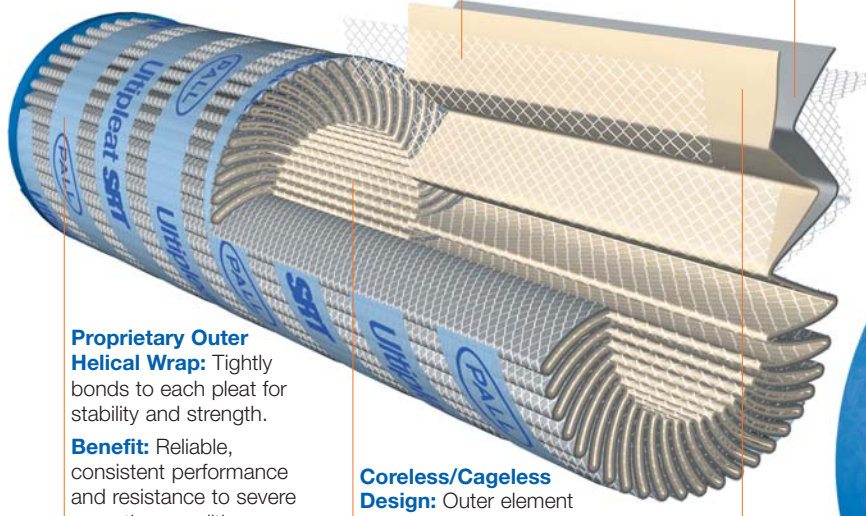
**Benefit:** Reliable, consistent performance

**Up and Downstream Mesh Layers:** Create flow channels for uniform flow through the filter.

**Benefit:** Extended filter element service life for lower operating costs.

**SRT Filtration Medium:** Inert, inorganic fibers securely bonded in a fixed, tapered pore structure with increased resistance to system stresses such as cyclic flow and dirt loading.

**Benefit:** Improved performance over the service life of the filter element and more consistent fluid cleanliness.



**Proprietary Outer Helical Wrap:** Tightly bonds to each pleat for stability and strength.

**Benefit:** Reliable, consistent performance and resistance to severe operating conditions

**Coreless/Cageless Design:** Outer element cage is a permanent part of the filter housing

**Benefit:** Lighter, environmentally friendly element for reduced disposal costs and ease of filter element change-out.

**O-ring Seal:** Prevents contaminant bypassing the filtration medium under normal operation.

**Benefit:** Reliable, consistent filtration performance.



**Proprietary Cushion Layer:** Provides support for the medium and protection from handling.

**Benefit:** Reliable, consistent performance

**Auto-Pull Element Removal Tabs:** Corrosion-resistant endcaps feature exclusive Auto-Pull tabs for automatic element extraction upon opening the housing.

**Benefit:** Ease of filter element change-out.

SRT Filter Medium Feature	Advantage	Benefit
Stress-Resistant construction	<ul style="list-style-type: none"> <li>• Increased stability under cyclic or dirt loading conditions</li> </ul>	<ul style="list-style-type: none"> <li>• Cleaner fluid under cyclic conditions</li> <li>• Consistent performance throughout the filter's service life</li> </ul>
Anti-Static design	<ul style="list-style-type: none"> <li>• Minimized static charge generation and no electrostatic discharges</li> </ul>	<ul style="list-style-type: none"> <li>• No damage to filter element or housing from static discharge</li> </ul>
Uniform pore size control layer	<ul style="list-style-type: none"> <li>• Maintains particle removal efficiency</li> </ul>	<ul style="list-style-type: none"> <li>• Cleaner fluid</li> <li>• Increased system protection</li> </ul>
Tapered pore structure	<ul style="list-style-type: none"> <li>• Dirt captured throughout the media depth</li> </ul>	<ul style="list-style-type: none"> <li>• Long filter service life</li> </ul>
Epoxy bonded fiber matrix with small fiber size	<ul style="list-style-type: none"> <li>• High particle removal efficiency</li> <li>• Consistent performance</li> </ul>	<ul style="list-style-type: none"> <li>• Cleaner fluid</li> <li>• Increased system protection</li> </ul>

Table 1

# The Shape of the Future

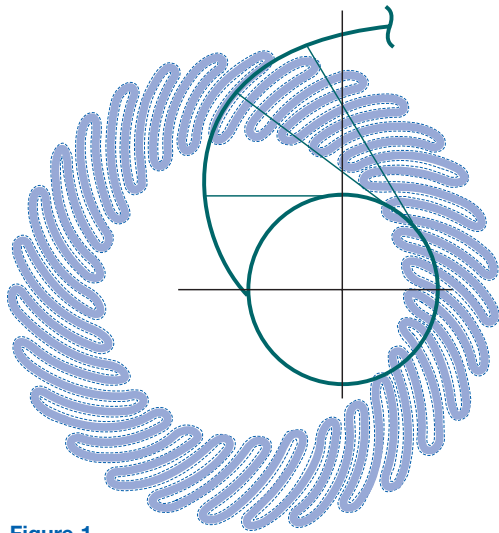


Figure 1

Key to the performance advantage in Ultipleat SRT filters is the wave-shaped pleat geometry.

Wave-shaped pleating:

- Allows more filtration area to be packed into a given filter element envelope
- Creates uniform flow distribution through the filter element
- Protects against pleat collapse and bunching

## Mathematically Optimized Filter Area

Figure 1 represents the geometric model used to determine the optimal pleat shape to maximize filtration area. Pall has determined that a geometric “involute” shape, more simply described as a wave shape, yields maximum pleat area. This wave-shaped pleat geometry represents the ultimate in pleat design, thus the name “Ultipleat”.

## Avoid Unused Volume

As illustrated in figure 2, traditional straight or fan-pleated filter elements have their pleats radiate outward from the filter element core. As this occurs, spacing between the pleats increases, creating unused volume (spaces without filter media). With the wave-shaped pleat geometry of Ultipleat SRT filter elements (figure 3), there is no unused spacing between the pleats, and therefore no unused volume. In fact, **wave-shaped pleat geometry maximizes filtration area.**

## Uniform Flow Distribution

Traditional fan-pleated filter elements are structured such that fluid flow is less restricted in some parts and more restricted in others (see figure 2). Fluid passing through the tips of the pleats must travel along a more restricted flow path than the flow passing through the root of the pleats. This is illustrated by the different sized flow arrows that show that most of the flow initially passes through the root of the pleats. This non-uniform flow distribution results in uneven dirt loading within the filter element during operation. In comparison, the pleats of Ultipleat SRT filter elements (figure 3) are designed to support each other along the entire length of the pleat. The total flow resistance is the same, regardless of where along the pleat the flow passes through the medium. This creates a uniform flow velocity through the filter element and, therefore, uniform buildup of dirt within the filtration medium. The result is greater dirt holding capacity and longer filter service life.

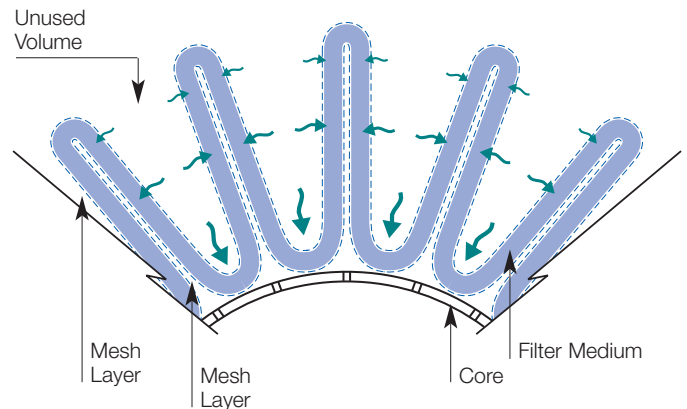


Figure 2. Conventional pleated filter element construction, showing Non-uniform flow distribution in a traditional fan-pleat filter

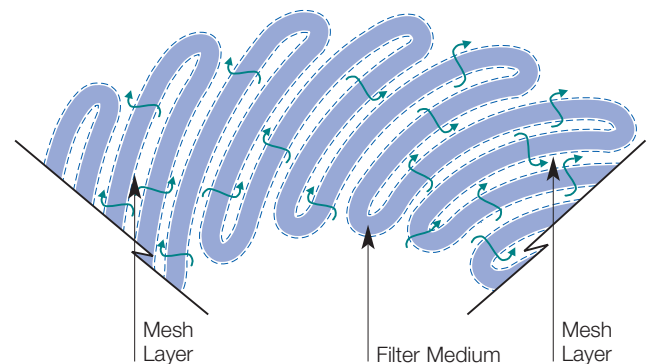


Figure 3. Ultipleat filter element construction, showing uniform flow distribution

# The Ultimate in Filter Design

## Pleat Stability

Figure 4 represents a poorly supported fan-pleat filter element subjected to high differential pressure or “cold start” flow conditions. The pleats tend to be unstable and can move, thus increasing pressure on the flanks of the pleats. The result can be pleat collapse and the “bunching” together of pleats, which reduces useable filtration area and filter service life. In contrast, the pleats in **Ultipleat SRT** filter elements touch and support each other (see figure 3) and are held in place via the helical wrap on the outside of the element. This results in long, consistent filter performance with uniform pleat spacing maintained.

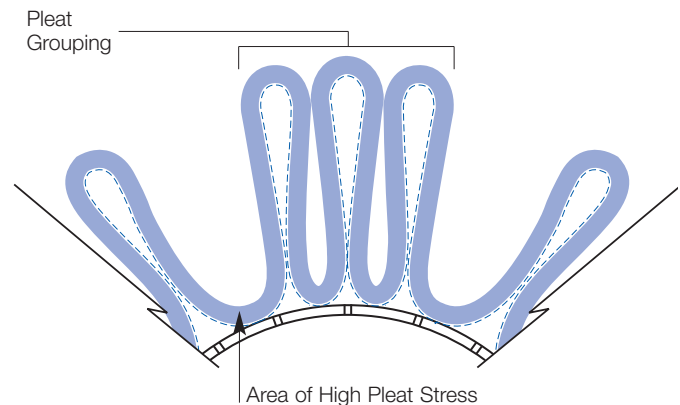


Figure 4. Pleat instability in a poorly supported filter element

## Less is More (Smaller Element, Long Life)

The combination of maximized filter area, optimized pleat geometry, and uniform flow distribution in a stable, wave-shaped pleat geometry provides the benefit of significant filtration area compared to a traditional fan-pleat element of the same envelope size.

Of equal importance, these design features allow users to choose a smaller filter for an application and still obtain comparable filter element service life.

Figure 5 illustrates how a smaller **Ultipleat SRT** filter element can be used in place of a larger fan-pleat element. In the figure, the smaller **Ultipleat SRT** filter element has a slightly higher clean pressure drop, but the overall service life of the two different size filters is equivalent.




Figure 5. Filter life curve illustrating how a smaller **Ultipleat SRT** Filter element can achieve equivalent service life compared to a larger fan-pleat filter

## Ultipleat SRT Filter Specifications

### Element Collapse/Burst Rating (ISO 2941)

10 bard (150 psid)

### Flow vs. Pressure Drop (ISO 3968)

See appropriate **Ultipleat SRT** housing literature.

### Fluid Compatibility (ISO 2943)

Compatible with petroleum oils, water glycols, water-oil emulsions, and high water containing fluids. Fluorocarbon seals are available for industrial phosphate esters, diesters, and specified synthetics.

### Flow Fatigue (ISO 3724)

Contact factory; filter element pleats are fully supported, both upstream and downstream to achieve excellent fatigue cycle life.

### Fabrication Integrity (ISO 2942)

Fabrication integrity is validated and assured during the manufacturing process by numerous evaluations and inspections including Bubble Point testing.

### Temperature Range

**Fluorocarbon seals:** -29°C (-20°F) to +120°C (+250°F)

**Note:** Maximum 60°C (140°F) in water based fluids.

Other seal materials available on application

### Quality Control

All filter elements are manufactured by **Pall** to exacting procedures and strict quality controls. Filter elements are checked against rigorous ongoing validation test protocols within **Pall Corporation**. **Pall** is accredited to ISO 9001 and QS 9000.

# Reporting Filter Performance

## Ultipleat SRT Filter Performance Rated as an ISO 4406 Cleanliness Code

### Ratings Problem

- ISO 16889 (Beta ratings) are derived under steady state conditions.
- Real world conditions including cyclic variations in flow, pressure and dirt loading can affect filters, leading to a decline in Beta value with increasing element pressure drop.
- ISO 16889 filter performance test cannot differentiate the ability of different filter elements to handle these cyclic stresses.

### Ratings Solution


- Pall's Cyclic Stabilization Test (CST), based on SAE ARP 4205, applies cyclic flow (25 to 100% of rated flow) and contaminant loading during the test.
- CST ISO 4406 Cleanliness Code ratings are based on performance at 80% of the net terminal pressure drop, considered the worst operating condition.
- The stress-resistant design characteristics of Ultipleat SRT elements result in significantly lower ISO code ratings via the CST.

### See The Difference:

- Shown right are photomicrographs representing the performance of 'similar' filters rated at 5 micron per ISO 16889 tested via the Cyclic Stabilization Test. Ultipleat SRT filters provide far superior particulate removal under the cyclic and dirt loading conditions.
- At 80% net terminal pressure drop, filter A is passing over 1200 times more 6 micron(c) and larger particles than the Ultipleat SRT filter, filter B 675 times more.

### Filter A

ISO 4406 Cleanliness Code **20/17/13**




#### Particle Count Summary

Size	Particle Count per mL	ISO 4406 Code
>4 μm(c)	7,200	20
>6 μm(c)	970	17
>14 μm(c)	47	13

### Filter B

ISO 4406 Cleanliness Code **19/16/11**




#### Particle Count Summary

Size	Particle Count per mL	ISO 4406 Code
>4 μm(c)	4,200	19
>6 μm(c)	540	16
>14 μm(c)	20	11

### Ultipleat SRT

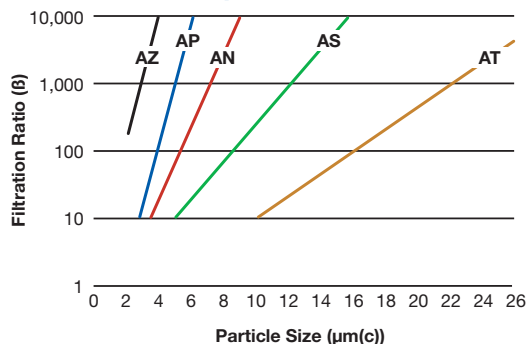
ISO 4406 Cleanliness Code **12/07/02**



#### Particle Count Summary

Size	Particle Count per mL	ISO 4406 Code
>4 μm(c)	25	12
>6 μm(c)	0.8	7
>14 μm(c)	0.02	2

### Multi-pass filter ratings (per ISO 16889)



### Cleanliness Code Ratings

Code	$\beta_{x(c)} \geq 1000$ per ISO 16889	CST Rating*
AZ	3	08/04/01
AP	5	12/07/02
AN	7	15/11/04
AS	12	16/13/04
AT	22	17/15/08

\* CST: Cyclic Stabilization Test to determine filter rating under stress conditions, based on SAE ARP4205

Note these ISO codes are laboratory measurements under standard conditions. Cleanliness measured in actual operation will depend on operating conditions and sampling method.



# Pall Contact Details

<b>Portsmouth - UK</b> +44 23 9230 3303 tel +44 23 9230 2507 fax	<b>Paris - France</b> +33 1 3061 3800 tel +33 1 3061 2261 fax	<b>Honefoss - Norway</b> +47 3218 1470 tel +47 3218 1487 fax
<b>New York - USA</b> +1 516 484 3600 tel +1 516 484 3651 fax	<b>Frankfurt - Germany</b> +49 6103 307 0 tel +49 6103 340 37 fax	<b>Warszawa - Poland</b> +48 225 102 100 tel +48 225 102 101 fax
<b>New Port Richey - USA</b> +1 727 849 9999 tel +1 727 815 3115 fax	<b>Mumbai - India</b> +91 225 599 5555 tel +91 225 599 5556 fax	<b>Moscow - Russia</b> +7 095 787 7614 tel +7 095 787 7615 fax
<b>Fort Meyers - USA</b> +1 239 936 8700 tel +1 239 936 1715 fax	<b>Jakarta - Indonesia</b> +62 217 883 0088 tel +62 217 884 5551 fax	<b>Singapore - Singapore</b> +011 65 6389 6500 tel +011 65 6389 6520 fax
<b>Buenos Aires - Argentina</b> +54 1 814 4730 tel +54 1 814 4724 fax	<b>Milano - Italy</b> +39 02 488 8701 tel +39 02 488 0014 fax	<b>Madrid - Spain</b> +34 91 657 9800 tel +34 91 657 9844 fax
<b>Melbourne - Australia</b> +613 9584 8100 tel +613 9584 6647 fax	<b>Tokyo - Japan</b> +81 3 6901 5800 tel +81 3 5322 2128 fax	<b>Taipei - Taiwan</b> +886 2 2545 5991 tel +886 2 2545 5990 fax
<b>Ontario - Canada</b> +1 905 542 0330 tel +1 905 542 0331 fax	<b>Seoul - Korea</b> +82 256 0 7800 tel +82 256 9 9092 fax	<b>Dubai - UAE</b> +971 4 340 6204 tel +971 4 340 6205 fax
<b>Beijing - China</b> +86 10 67802288 tel +86 10 67802238 fax		<b>Johannesburg - ZAF</b> +27 11 266 2300 tel +27 11 266 3243 fax



Pall Corporation

## Pall Industrial Manufacturing


**New York - USA**  
+1 888 333 7255 toll free  
+1 516 484 3600 telephone  
+1 516 484 6247 fax

**Portsmouth - UK**  
+44 (0)23 9230 3303 telephone  
+44 (0)23 9230 2507 fax

Visit us on the web at [www.pall.com/catchthewave](http://www.pall.com/catchthewave)

Pall Corporation has offices and plants throughout the world in locations including: Argentina, Australia, Austria, Belgium, Brazil, Canada, China, France, Germany, India, Indonesia, Ireland, Italy, Japan, Korea, Malaysia, Mexico, the Netherlands, New Zealand, Norway, Poland, Puerto Rico, Russia, Singapore, South Africa, Spain, Sweden, Switzerland, Taiwan, Thailand, United Arab Emirates, United Kingdom, United States, and Venezuela. Distributors are located in all major industrial areas of the world.

Because of developments in technology these data or procedures may be subject to change. Consequently we advise users to review their continuing validity annually. Part numbers quoted above are protected by the Copyright of Pall Europe Limited.

 Pall and Ultipleat are trade marks of Pall Corporation.  
Filtration. Separation. Solution is a service mark of Pall Corporation.  
® indicates a trademark registered in the USA.  
© Copyright 2007, Pall Corporation.