

Gaskleen® Light Series Filter Assemblies

Description

Gaskleen Light filter assemblies have been designed specifically to provide the high-purity gas filtration required in solar cell and liquid crystal display manufacturing. The assemblies are available in two styles: the TFA3 has a high-flow, compact design, for use where space is limited; the TFA6 is designed for applications where higher flow capacity is desired.

- 316L stainless steel electropolished housing
- All-fluoropolymer filter cartridge
- High temperature and pressure capabilities
- 100% integrity tested
- Cleanroom manufactured and packaged
- 100% helium leak tested
- Minimized packaging reduces waste while maintaining product purity

Specifications

Materials	<ul style="list-style-type: none"> • Medium: PTFE • Support: TFA3: None (S)TFA6: Fluoropolymer • Core and end caps: PFA • O-ring: TFA3: FEP encapsulated fluorocarbon (S)TFA6: None
Removal Rating¹	<ul style="list-style-type: none"> • ≥ 3 nm
Connections	<ul style="list-style-type: none"> • $\frac{1}{4}$ in, $\frac{1}{2}$ in or $\frac{3}{4}$ in gasket seal (VCR² or compatible) • $\frac{1}{4}$ in, $\frac{3}{8}$ in or $\frac{1}{2}$ in compression fittings
Operating Conditions	<ul style="list-style-type: none"> • Maximum operating pressure TFA3: 20.7 MPa at 122°C / 3,000 psig at 250°F (S)TFA6: 5.2 MPa at 140°C / 750 psig at 284°F • Maximum allowable forward differential pressure TFA3: 0.6 MPa at 21°C / 80 psid at 70°F (S)TFA6: 0.7 MPa at 20°C / 100 psid at 68°F



Operating Conditions

- Maximum allowable reverse differential pressure
TFA3: 0.3 MPa at 21°C / 50 psid at 70°F
(S)TFA6: 0.3 MPa at 20°C / 50 psid at 68°F
- EU Pressure Equipment Directive:
TFA3: Assemblies have been evaluated and designed using SEP per the European Union's Pressure Equipment Directive 97/23/EC and are not CE marked.
(S)TFA6: Assemblies have been evaluated for compliance with the European Union's Pressure Equipment Directive 97/23/EC and are CE marked.

Leak Rating

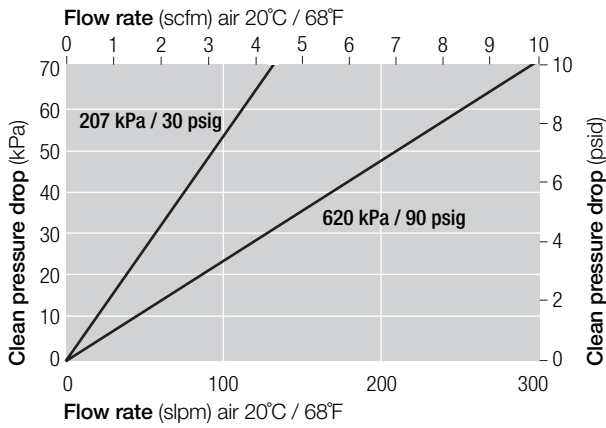
- 100% helium leak tested to 10^{-9} atm-cm³/s

¹ Particle rating is based on laboratory testing with NaCl aerosol.

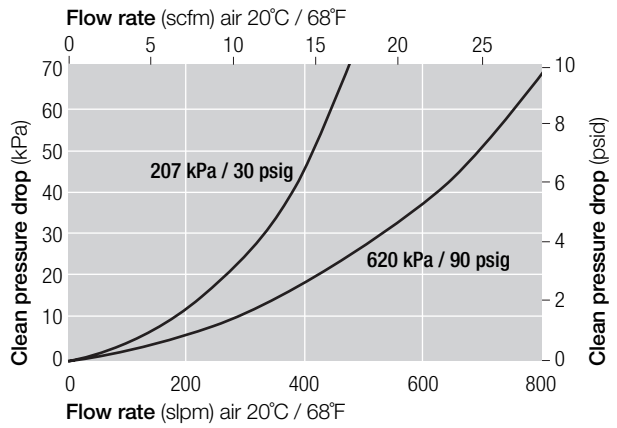
² VCR is a registered trademark of Swagelok Company

Pressure Drop vs. Air Flow Rate

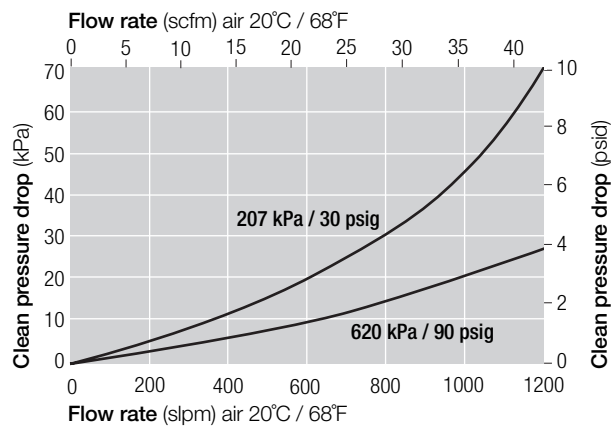
TFA3VMM4



TFA6VMM4 / STFA6SM4

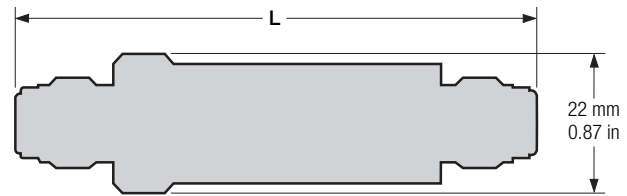


TFA6VMM8 / TFA6VMM12 / STFA6SM8

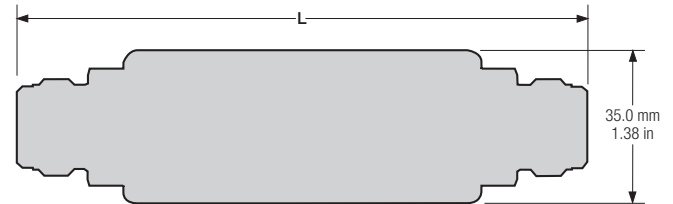


Nominal Dimensions

TFA3



TFA6 / STFA6



Part Numbers / Ordering Information

Part Number	Description	Nominal Length (L) (mm / in)
TFA3VMM4	¼ in gasket seal, (VCR or compatible) male / male	84 / 3.31
TFA6VMM4	¼ in gasket seal, (VCR or compatible) male / male	127 / 5
TFA6VMM8	½ in gasket seal, (VCR or compatible) male / male	127 / 5
TFA6VMM12	¾ in gasket seal, (VCR or compatible) male / male	140 / 5.5
STFA6SM4	¼ in compression seal, (Swagelok or compatible) male / male	113 / 4.4
STFA6SM6	⅜ in compression seal, (Swagelok or compatible) male / male	118 / 4.6
STFA6SM8	½ in compression seal, (Swagelok or compatible) male / male	119 / 4.7

Unit conversion: 100 kilopascals = 1 bar



Pall Corporation

Microelectronics

25 Harbor Park Drive
 Port Washington, New York 11050
 +1 516 484 3600 telephone
 + 1 800 360 7255 toll free US

Visit us on the Web at www.pall.com/micro

Pall Corporation has offices and plants throughout the world. For Pall representatives in your area, please go to www.pall.com/contact

Because of technological developments related to the products, systems, and/or services described herein, the data and procedures are subject to change without notice. Please consult your Pall representative or visit www.pall.com to verify that this information remains valid. Products in this document may be covered by the following patent number: US 5,510,026