




Microelectronics

Fluoro-Plus™ II PFA Filter Housings



Description

PFA single cartridge filter housing for critical chemical applications in electronics

- High purity 100% fluoropolymer construction
- All wetted parts are fluoropolymers (PVDF non-wetted)
- Stationary bowl with rotating locking ring ensures positive closure seal and easy filter replacement
- Designed for higher temperature and pressure applications
- Choice of two filter inlet/outlet configurations for easy installation
- Packaged in a cleanroom environment
- Full 1" / 25 mm inlet/outlet ports for increased flow available in 10" / 254 mm, 20" / 508 mm and 30" / 762 mm

Specifications

Materials of Construction

- Housing: High purity PFA head, bowl and plugs
- O-ring: FEP encapsulated fluoroelastomer
- Locking Ring: PVDF (non-wetted part)

Connections

- Inlet / Outlet: 3/4" or 1" flare, Flowell¹, Pillar², 3/4" or 1" butt weld pipe
- Vent and Drain: 1/4" flare, 3/8" flare, 1/4" butt weld pipe, 1/4" female NPT, 1/4" closed end
- Cartridge Connection: Double 222 O-ring

Operating Conditions

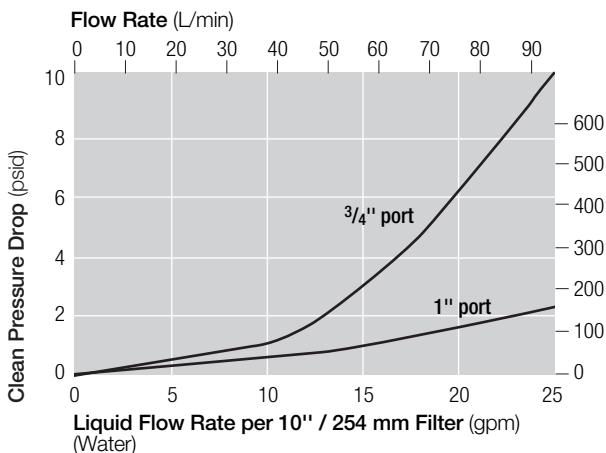
- Maximum Operating Pressure
50 psig @ 194°F / 3.4 bar @ 90°C
100 psig @ 77°F / 6.9 bar @ 25°

Note: Maximum operating pressure ratings are vessel ratings only. Safe operating temperature and pressure will depend on filter cartridge and O-ring used. Product not rated for gas service. For inquiries on compatibility, contact Pall Microelectronics.

¹ Flowell is a product of Flowell Co., Ltd.

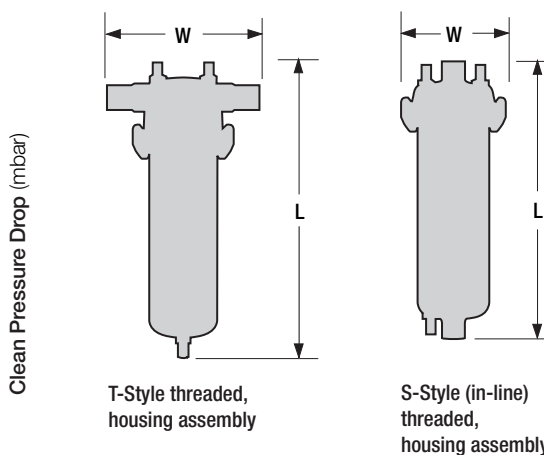
² Pillar Fitting is a trademark of Nippon Pillar Packing Co., Ltd.

Pressure Drop vs. Liquid Flow Rate³



³ For liquids other than water, multiply the pressure drop by the specific gravity of the fluid. Pressure drop curve represents an empty housing.

Dimensions



T-Style threaded, housing assembly

S-Style (in-line) threaded, housing assembly

Dimensional Data

Description	Housing Style	Length (L) (in / mm)		Width (W) (in / mm)	
		T	S	T	S
Fluoro-Plus II PFA 10" / 254 mm housing with:	¾" Butt weld pipe fitting	16.0 / 406	17.3 / 439	9.0 / 229	5.9 / 150
	¾" Flare style fitting	19.5 / 495	16.3 / 414	10.5 / 267	5.9 / 150
	1" Butt weld pipe fitting	16.0 / 406	14.3 / 363	9.0 / 229	5.9 / 150
	1" Flare style fitting	19.5 / 495	16.3 / 414	11.0 / 279	5.9 / 150
Fluoro-Plus II PFA 20" / 508 mm housing with:	¾" Butt weld pipe fitting	25.7 / 653		9.0 / 229	
	¾" Flare style fitting	29.3 / 744		10.5 / 267	
	1" Butt weld pipe fitting	25.7 / 653		9.0 / 229	
	1" Flare style fitting	29.3 / 744		11.0 / 279	
Fluoro-Plus II PFA 30" / 762 mm housing with:	¾" Butt weld pipe fitting	35.5 / 902		9.0 / 229	
	¾" Flare style fitting	39.1 / 993		10.5 / 267	
	1" Butt weld pipe fitting	35.5 / 902		9.0 / 229	
	1" Flare style fitting	39.1 / 993		11.0 / 279	

Part Numbers / Ordering Information

FP ■ ◆ ▼ ● ▲ ★

Code	End Configurations
T	T-style
S	Straight (in-line)

Code	Inlet/Outlet Sizes
¾	¾"
1	1"

Code	Vent/Drain Sizes
¼	¼"
¾	¾" (Flare only)

Part Number	
ACS0655AA	Spanner wrench
T8316030	Mounting clamp and bolt assembly

Code	Lengths
10	10" bowl
20	20" bowl (T-style only)
30	30" bowl (T-style only)

Code	Inlet/Outlet Styles
BW	Butt weld
FL	Flare
FG	1" Flange (T-style only)
FW	Flowell
PL	Pillar style fittings
FLC	Flare cap installed

Code	Vent/Drain Styles
BW	Butt weld
FL	Flare
CE	Closed end
FP	Female pipe thread
FW	Flowell
PL	Pillar style fittings
FLC	Flare cap installed

Unit conversion: 1 bar = 100 kilopascals



25 Harbor Park Drive
Port Washington, New York 11050

1.800.360.7255 toll free (only in US)
1.516.484.3600 phone
1.516.625.3610 fax
microelectronics@pall.com

Filtration. Separation. Solution.SM

Visit us on the Web at www.pall.com/micro

Pall Corporation has offices and plants throughout the world. For Pall representatives in your area, please go to www.pall.com/contact.

Because of technological developments related to the products, systems, and/or services described herein, the data and procedures are subject to change without notice. Please consult your Pall representative or visit www.pall.com to verify that this information remains valid.

© Copyright 2004, 2010 Pall Corporation. Pall, are trademarks of Pall Corporation. ® Indicates a Pall trademark registered in the USA. Filtration. Separation. Solution.SM is a service mark of Pall Corporation.