

NEW: Pall WS10 Series Water Sensor

For measurement of water content in oil

The Pall WS10 Series water sensor is an ideal, low-cost, in-line, monitoring solution for measuring dissolved water content in hydraulic, lubricating and insulating fluids. Specifically designed for use in harsh and often remote industrial environments, readings are transmitted continuously to the user's control systems as a key component in the predictive maintenance of plant and machinery.

Features

- A sensing probe directly immersed in the fluid to monitor dissolved water content and temperature
- Water content output in % saturation
- Temperature in °C or °F
- High pressure option up to 100 bar (1450 psi)
- Simple and flexible installation, simple to operate
- Robust all in-one modular housing and sensing probe design
- Two analogue outputs, 4 - 20 mA, for connections to existing SCADA and DCS systems

The Effect of Water in Oil

Water contamination in fluids can cause numerous problems such as additive depletion, oil oxidation, corrosion, reduced lubricating film thickness, microbial growth, and reduction of dielectric strength. These costly problems can be averted with continuous monitoring of oil water content so that timely action can be implemented.

Hydraulic, lubricating and insulating fluids should be operated without the presence of free water and with dissolved water levels at 50 % saturation or considerably lower in the case of insulating oils.

Water content measurement in oil

PPM

The common industry practice has been to report water content in oil in terms of parts per million (PPM). Most fluids can tolerate a certain degree of water contamination, but at what level is it considered excessive? 200 PPM of water in a phosphate ester based oil would be excellent. However, the same amount would be catastrophic in a transformer oil.

% Saturation

An alternate way to report water content is as a percentage of the water saturation level of the fluid for a given temperature. One advantage of this method is that it provides a better measure of how close the water content is to the water saturation level of the oil and hence, the formation of free water in the fluid. The WS10 water sensor reports the presence of dissolved water in oil in the range of 0 % to 100 % of saturation. If an oil is cloudy due to free water contamination at the measurement temperature, the WS10 Water Sensor will display 100 % saturation, until steps are taken to bring the water content below the saturation point.



Pall WS10 Water Sensor.

Simple Installation

The Water Sensor enclosure is designed in modular form for safe and convenient installation. The M12 connector allows for electrical wiring of the Water Sensor for power and sensor output. Each section of the enclosure fits securely to achieve at least IP65 (NEMA 4) moisture protection rating.

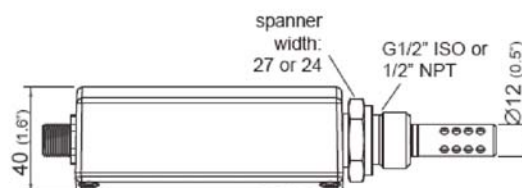
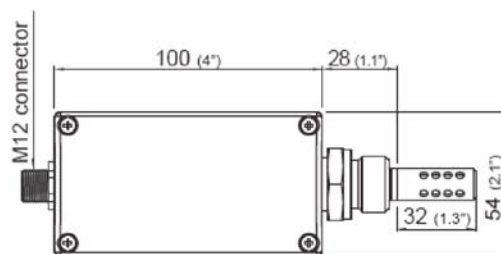
Applications

There are numerous applications for the WS10 Water sensor, including:

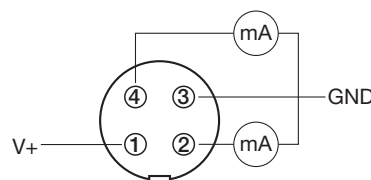
- **Primary Metals**
 - Rod Mill High Speed Lube Systems
 - Cold Mill Tandem Mill
 - Tilt Furnace HPU's
- **Power Generation**
 - Wind Turbine Gear Box Lube
 - Main Turbine Lube Oil
 - Transformer Oil
- **Pulp and Paper**
 - Dryer Section Lube Systems
 - Wet End Lube Systems
 - Press Section Hyd/Lube Systems
 - Powerhouse - Steam Turbine Lube Systems
- **Marine**
 - Main propulsion lubrication
 - Hydraulic active fin stabilization
- **Industrial In-plant**
- **Automotive**
- **Offshore / Petrochemicals**

Specifications

Supply Voltage	21-28 VDC (requires ≥ 200 mA)
Working Temperature Range	
Sensing Probe	- 40 °C to 125 °C (-40 °F to 275 °F)
Electronics	- 40 °C to 80 °C (-40 °F to 176 °F)
Fluid Compatibility	Petroleum based and synthetic fluids. The water sensor is not to be used in water based fluids or aerospace phosphate ester hydraulic fluids.
Pressure Range	
Standard Model	Up to 20 bar (290 psi)
High Pressure Model	Up to 100 bar (1450 psi)
Probe Connector	1/2" NPT (male) or 1/2" BSPP (male)
Electrical Connector	M12 - included in scope of supply
Accuracy	
Humidity Sensor	$\pm 2\%$ 0 to 90 % RH and $\pm 3\%$ 90 to 100 % Traceable to international standards, administered by NIST, PTB, BEV
Temperature Sensor	Pt 1000 (Tolerance Class A, DIN EN60751)
Enclosure	IP65 (NEMA 4)
Weight	0.43 kg (0.95 lb)
Calibration Services	Available from Pall; contact your local representative
Outputs	4-20 mA Load < 500 Ohm OUT 1 = 0 to 100 % RH OUT 2 = -25 to 125 °C (-13 to 257 °F)



M12 Connector Configuration (IEC 61076-2-101)



- PIN 1** V+
- PIN 2** OUT1 (4 -20mA)
- PIN 3** GND
- PIN 4** OUT2 (4 -20mA)

Ordering Information

Water Sensor P/N: **WS10 S**  

Table 1: Relay Options

Code	Probe Options
B08	1/2 NPT connector
C08	1/2 BSPP connector

Table 2: Probe Options

Code	Pressure Options
None	20 bar (290 psi) Standard
H	100 bar (1450 psi) High Pressure



Pall Industrial Manufacturing

25 Harbor Park Drive
Port Washington, NY 11050
+1 516 484 3600 telephone
+1 800 333 7255 toll free US

Portsmouth - UK
+44 (0)23 9230 3303 telephone
+44 (0)23 9230 2507 fax

Visit us on the Web at www.pall.com

Pall Corporation has offices and plants throughout the world. For Pall representatives in your area, please go to www.pall.com/contact

Because of technological developments related to the products, systems, and/or services described herein, the data and procedures are subject to change without notice. Please consult your Pall representative or visit www.pall.com to verify that this information remains valid.

© Copyright 2009, Pall Corporation. Pall and  are trademarks of Pall Corporation.
® Indicates a trademark registered in the USA. **Filtration. Separation. Solution.SM** is a service mark of Pall Corporation.