

## LMO Series Filter Housings

Accepts 10.2 cm (4 in), 25.4 cm (10 in), 50.8 cm (20 in), or 76.2 cm (30 in) Double Open End Filter Cartridges<sup>1</sup>

- Operating pressure to 12.1 bar (175 psig) @ 93°C (200°F) permits use in a wide range of applications
- Cast iron and 316 stainless steel or all 316 stainless steel materials of construction
- In-line inlet and outlet connections for easy installation
- Optional T-handle permits replacement of filter cartridge without tools

### Housing Specifications

#### Maximum operating pressure

12.1 bar (175 psig) @ 93°C (200°F)

**NOTE:** Maximum operating pressure ratings are vessel ratings only. Safe operating temperature and pressure will depend on filter cartridge and gasket/O-ring used. For inquiries on compatibility, contact the factory or your Pall distributor.

Construction	Head <sup>2</sup>	Shell
LMO:	Cast iron <sup>3</sup>	316 stainless steel
LMOS:	Cast 316 stainless steel	316 stainless steel

#### Connections

Inlet/outlet:	$\frac{3}{8}$ " <sup>4</sup> , $\frac{1}{2}$ ", $\frac{3}{4}$ ", or 1" NPT
Drain:	LMO: Drain plug, 316 stainless steel, $\frac{1}{4}$ " NPT
	LMOS: Drain plug, 316 stainless steel, $\frac{1}{4}$ " NPT

**Shell O-rings** Ethylene propylene (standard), nitrile, FEP, fluorocarbon elastomer, neoprene, silicone elastomer

**Cover nut O-ring** FEP (standard)



#### Bracket option

Stainless steel brackets are available as a standard option.

#### T-Handle option

T-handle cover nuts are available in carbon steel or 316 stainless steel. Standard units are supplied with hex head cover nut.

#### Flange option

150 lb. ANSI raised face flanges are available for  $\frac{1}{2}$ ",  $\frac{3}{4}$ " and 1" LMOS stainless units only.

**NOTE:** Non-compressible filters such as pleated, carbon, and membrane cartridges are not recommended for use with this housing. Pall's LMO Spring Seal housings and LMO Vari-Seal™ housings are designed to accommodate non-compressible filter cartridges. For metallic filter cartridges use the LMO Vari-Seal housings only.

<sup>1</sup> When fitting with 10.2 cm (4 in) DOE filters, please order filters under Code 550 to assure proper fit.

<sup>2</sup> Housing head has mounting bosses which accept self-tapping screws.

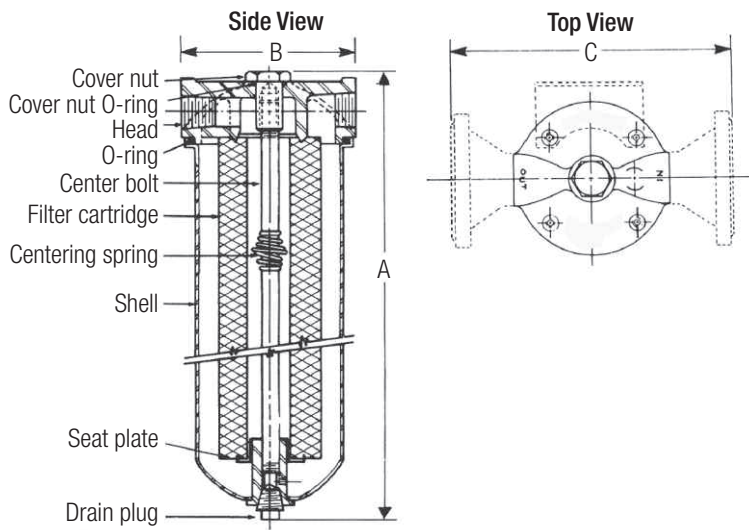
<sup>3</sup> Painted exterior.

<sup>4</sup>  $\frac{3}{8}$ " NPT only available on cast iron head.

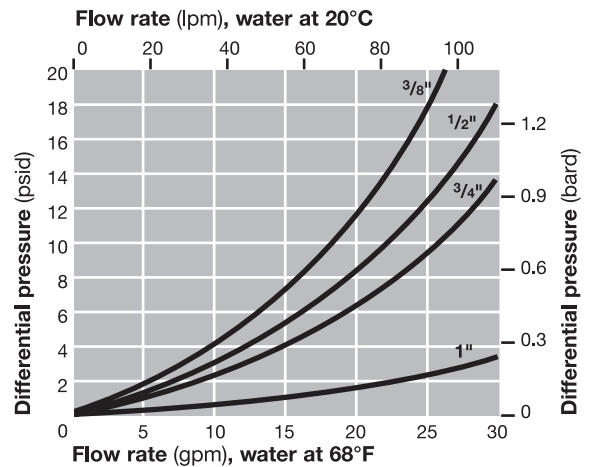
## Dimensional Data (nominal)

Model	Flow Rate <sup>5</sup> lpm (gpm)	Dimensions cm (in)			Weight kg (lb)
		A	B	C	
LMO4 - 3/8"	to 15.1 (4)	18.4 (7.25)	12.1 (4.75)	-	1.3 (2.75)
LMO10 - 3/8"	to 37.9 (10)	39.3 (13.5)	12.1 (4.75)	-	2.7 (6)
LMO10 - 1/2"	to 37.9 (10)	39.3 (13.5)	12.1 (4.75)	-	2.8 (6.25)
LMO10 - 3/4"	to 37.9 (10)	39.3 (13.5)	12.1 (4.75)	-	2.8 (6.25)
LMO10 - 1"	to 37.9 (10)	39.3 (13.5)	12.1 (4.75)	-	3.1 (6.75)
LMO20 - 3/8"	to 75.7 (20)	59.4 (23.375)	12.1 (4.75)	-	3.9 (8.5)
LMO20 - 1"	to 75.7 (20)	59.4 (23.375)	12.1 (4.75)	-	4.1 (9)
LMO4S - 1/2"	to 15.1 (4)	18.4 (7.25)	12.1 (4.75)	-	1.8 (4)
LMO10S - 1/2"	to 37.9 (10)	34.3 (13.5)	12.1 (4.75)	-	2.8 (6.25)
LMO10S - 3/4"	to 37.9 (10)	34.3 (13.5)	12.1 (4.75)	22.5 (8.875)	2.8 (6.25)
LMO10S - 1"	to 37.9 (10)	34.3 (13.5)	12.1 (4.75)	23.2 (9.125)	3.1 (6.75)
LMO20S - 3/8"	to 75.7 (20)	59.7 (23.5)	12.1 (4.75)	22.5 (8.875)	3.9 (8.5)
LMO20S - 1"	to 75.7 (20)	59.7 (23.5)	12.1 (4.75)	23.2 (9.125)	4.1 (9)
LMO30S - 3/8"	to 113.6 (30)	85.1 (33.5)	12.1 (4.75)	22.5 (8.875)	4.5 (10)

<sup>5</sup> Dependent upon cartridge selection, fluid viscosity and allowable pressure drop at various flow rates. Refer to cartridge nomograph to determine initial pressure drop of filter cartridge.



## Housing Differential Pressure vs. Liquid Flow Rate

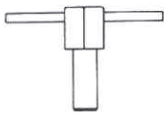


Unit Conversion: 1 bar = 100 kPa

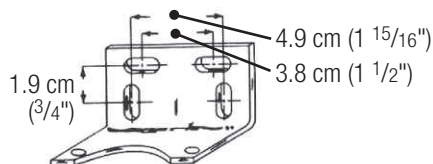
For liquids other than water, multiply differential pressure by specific gravity.

## Options

T-handle



Universal mounting bracket



## Ordering Information

Pall Part Number = LMO 1 2 - 3 4

**Table 1**

Code	Cartridge lengths (cm/in)
4 <sup>1</sup>	10.2/4
10	25.4/10
20	50.8/20
30	76.2/30

**Table 2**

Code	Materials of construction
Blank	Cast iron and 316 stainless steel
S	316 stainless steel

**Table 3**

Code	Connection sizes
$\frac{3}{8}$ <sup>4</sup>	$\frac{3}{8}$ "
$\frac{1}{2}$	$\frac{1}{2}$ "
$\frac{3}{4}$	$\frac{3}{4}$ "
1	1"

**Table 4**

Code	Connection styles
Blank	NPT
F	Flange <sup>6</sup>

<sup>6</sup> Flanges on the LMOS are welded to the cast head. Flanges are not available on the LMO models.



25 Harbor Park Drive  
 Port Washington, NY 11050  
 +1 516 484 3600 telephone  
 +1 800 289 7255 toll free US

### Visit us on the Web at [www.pall.com](http://www.pall.com)

Pall Corporation has offices and plants throughout the world. For Pall representatives in your area, please go to [www.pall.com/contact](http://www.pall.com/contact).

Please contact Pall Corporation to verify that the product conforms to your national legislation and/or regional regulatory requirements for water and food contact use.

Because of technological developments related to the products, systems, and/or services described herein, the data and procedures are subject to change without notice. Please consult your Pall representative or visit [www.pall.com](http://www.pall.com) to verify that this information remains valid.

© Copyright 2004, 2011, Pall Corporation. Pall, , and Vari-Seal are trademarks of Pall Corporation. ® indicates a trademark registered in the USA. **Filtration. Separation. Solution.** and **ENABLING A GREENER FUTURE** are service marks of Pall Corporation.