

IML Series Filter Housings

Features

- Multi-cartridge housing accepts 3-7 AB-style, Single Open End, Double Open End, RF, and 1001-style filters, depending upon model selected
- Accepts 10 in (254 mm), 20 in (508 mm), 30 in (762 mm), or 40 in (1016 mm) Pall Code 3, Code 7, Code 8, Code 18, 1001, DOE, or RF filter cartridges
- All wetted parts are 316 stainless steel
- Offset T connections for easy installation
- Quick-opening swing bolt closure facilitates filter change-out
- Wide choice of inlet/outlet sizes and O-ring seal materials
- Options for passivation and cleaning for oxygen service

Applications

- DI water
- Steam
- Compressed gases
- Prefilters to fermenter feed
- Chemical intermediates

Housing Specifications

Maximum allowable working pressure

195 psig (13.44 bar) @ 375 °F (190.6 °C)

210 psig (14.48 bar) @ 300 °F (148.9 °C)

230 psig (15.86 bar) @ 200 °F (93.3 °C)

260 psig (17.93 bar) @ 100 °F (37.8 °C)

Note: Above ratings apply to housing only. Cartridge and housing O-ring selection may impose different and narrower limitations.

Materials of construction

Head and Body: 316/316L Stainless Steel

Code: ASME Code, Section VIII, Division I U stamp

Connections:

Inlet/outlet: 2-3 NPT, 2-4 150lb. ANSI raised face flange

Vent/drain: 1/2 NPT vent; 1 NPT drain

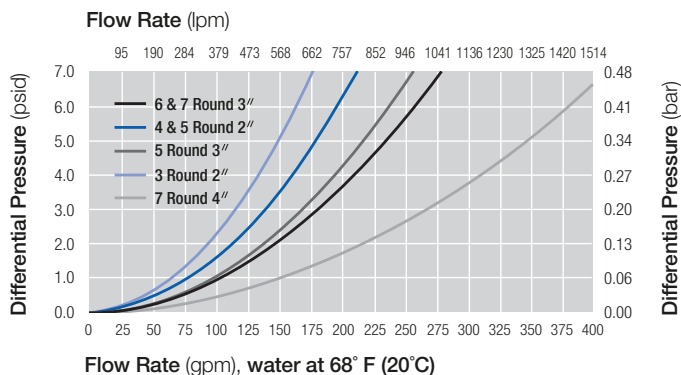
Gauge ports: 1/4 NPT

Shell o-rings:¹ Fluorocarbon, FEP encapsulated fluorocarbon, silicone, nitrile, ethylene propylene, ethylene propylene for steam service

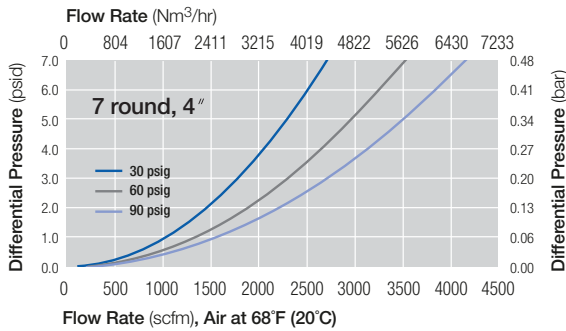
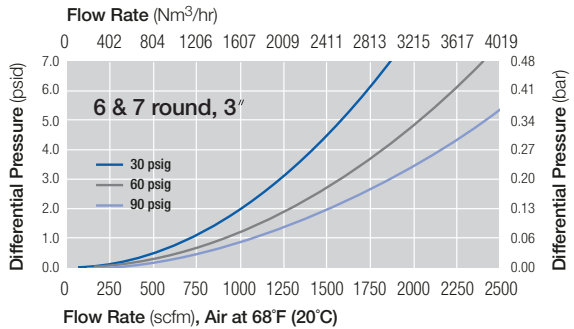
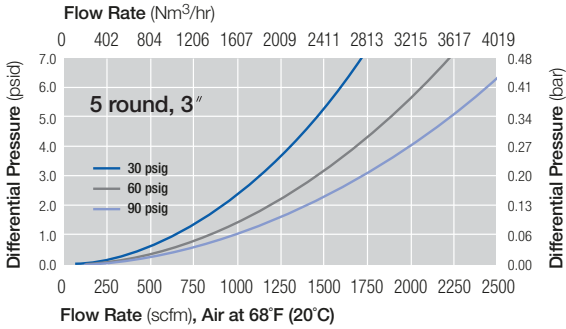
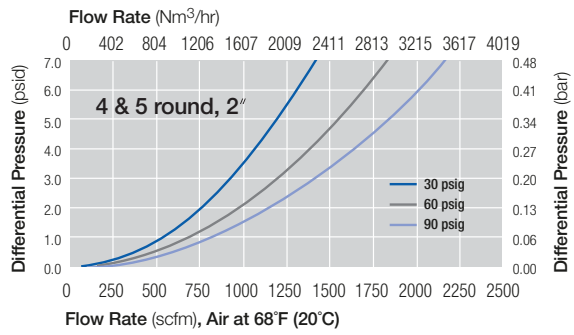
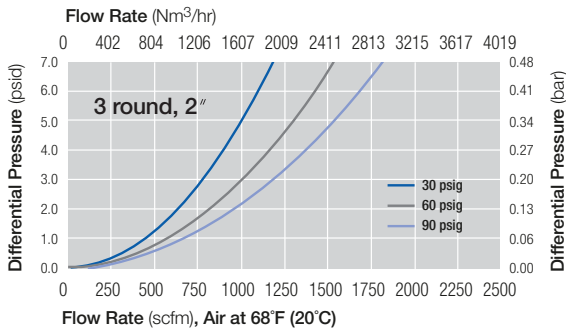
¹ In compliance with FDA21CFR177.2600 regulations.



Housing Differential Pressure vs. Liquid Flow Rate



Housing Differential Pressure vs. Air Flow Rate

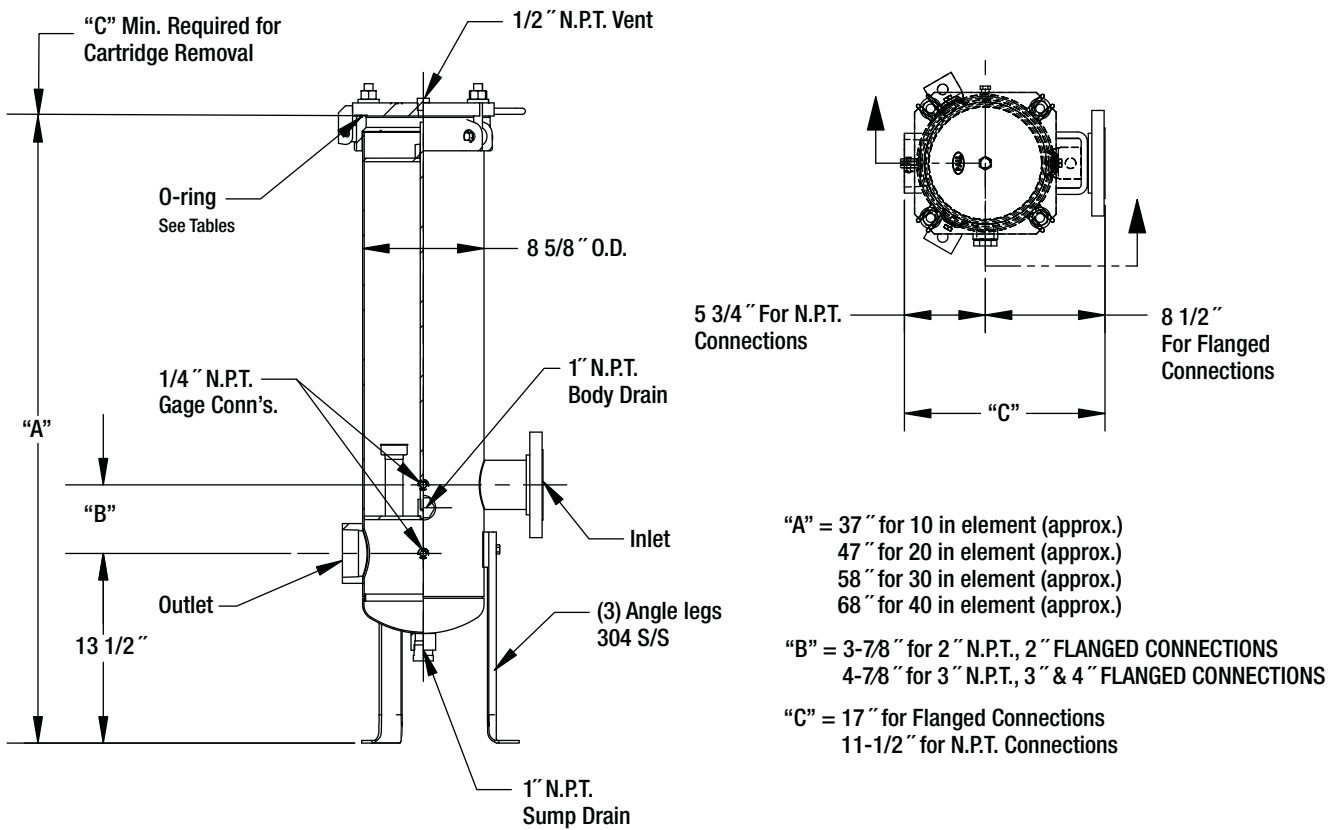


Dimensional Data

Model	Flow Rate ² (gpm/lpm)	Dimensions A (in/mm) Max.	Volume (ft ³ /m ³)	Weight (empty) (lbs/kg)	Weight Full (water) (lbs/kg)
IMLA131	10/37.9	37/939.8	0.7532/0.0213	137/62.14	184/83.46
IMLA132	20/76	47/1193.8	1.0577/0.03	146/66.22	212/96.16
IMLA133	30/114	58/1473.2	1.3622/0.0386	155/70.31	240/108.86
IMLA134	40/151	68/1727.2	1.6667/0.0472	166/75.30	270/122.47
IMLAD31	10/37.9	37/939.8	0.7532/0.0213	137/62.14	184/83.46
IMLAD32	20/76	47/1193.8	1.0577/0.03	146/66.22	212/96.16
IMLAD33	30/114	58/1473.2	1.3622/0.0386	155/70.31	240/108.86
IMLAD34	40/151	68/1727.2	1.6667/0.0472	166/75.30	270/122.47
IMLA731	10/37.9	37/939.8	0.7532/0.0213	137/62.14	184/83.46
IMLA732	20/76	47/1193.8	1.0577/0.03	146/66.22	212/96.16
IMLA733	30/114	58/1473.2	1.3622/0.0386	155/70.31	240/108.86
IMLA734	40/151	68/1727.2	1.6667/0.0472	166/75.30	270/122.47
IMLA831	10/37.9	37/939.8	0.7532/0.0213	137/62.14	184/83.46
IMLA832	20/76	47/1193.8	1.0577/0.03	146/66.22	212/96.16
IMLA833	30/114	58/1473.2	1.3622/0.0386	155/70.31	240/108.86
IMLA834	40/151	68/1727.2	1.6667/0.0472	166/75.30	270/122.47
IMLAT31	10/37.9	37/939.8	0.7532/0.0213	137/62.14	184/83.46
IMLAT32	20/76	47/1193.8	1.0577/0.03	146/66.22	212/96.16
IMLAT33	30/114	58/1473.2	1.3622/0.0386	155/70.31	240/108.86
IMLAT34	40/151	68/1727.2	1.6667/0.0472	166/75.30	270/122.47

² Suggested rate of flow for water. Rate varies dependent upon cartridge inlet/outlet selection.

Dimensional Drawings



Part Numbers/Ordering Information

IM 1 2 3 4 5 GN 6 7 8

(e.g., IMLA 833 GN 32C2H)

Table 1

Code	Material of construction
L	316/316L Stainless Steel

Table 3

Code	Filter element style	Max # around
1	1001	5
D	DOE / RF	7
7	Code 7	5
8	Code 3, 8, 18	5-AB Style, 2 3/4" O.D. 7-M Style, 2 1/2" O.D.
T	Spring / Guide	7

Table 2

Code	Design
A	ASME "U" Stamp

Table 4

Code	# Around
3	3 Elements
4	4 Elements
5	5 Elements
6	6 Elements
7	7 Elements

Table 5

Code	Size	"A"	"C"	Weight	
				Empty (lbs/kg)	Full (water) (lbs/kg)
1	10"	37"	10"	137/62.14	184/83.46
2	20"	47"	20"	146/66.22	212/96.16
3	30"	58"	30"	155/70.31	240/108.86
4	40"	68"	40"	166/75.30	270/122.47

Table 6

Code	Inlet/outlet
32	2" NPT
33	2" Flange
48	3" NPT
49	3" Flange
65	4" Flange

Table 7

Code	Housing options
None	None
C2	Passivated
C9	Cleaned for oxygen service ³

³ Must use Code H or H1 O-Ring type.

Table 8

Code	O-ring type
H	Fluorocarbon elastomer
H1	FEP encapsulated fluorocarbon elastomer
H4	Silicone
H13	Nitrile
J	Ethylene propylene
J7	Ethylene propylene for steam service



New York - USA

25 Harbor Park Drive
 Port Washington, NY 11050
 +1 516 484 3600 telephone
 +1 888 873 7255 toll free US

Portsmouth - UK

+44 (0) 23 9230 3303 telephone
 +44 (0) 23 9230 2506 fax

Beijing - China

+86 10-6780 2288 telephone
 +86 10-6780 2329 fax
 www.pall.com

Visit us on the Web at www.pall.com

Pall Corporation has offices and plants throughout the world. For Pall representatives in your area, please go to www.pall.com/contact.asp

Please contact Pall Corporation for product applicability to specific National legislation and/or Regional Regulatory requirements for water and food contact use.

Because of technological developments related to the products, systems, and/or services described herein, the data and procedures are subject to change without notice. Please consult your Pall representative or visit www.pall.com to verify that this information remains valid.